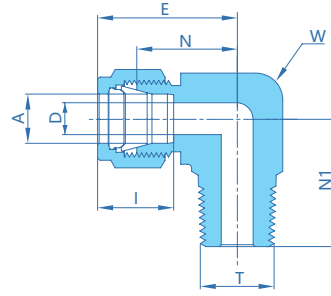


外螺纹弯头



公制卡套转NPT外螺纹

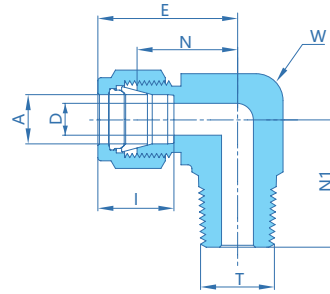
订购参数	A	T	D	W		N	E	N1	I
	管外径 mm	(NPT) inch	mm	扳手平台 mm		mm	mm	mm	mm
SS-VME-3M-M2	3	1/8	2.4	7/16	11.1	17.0	23.6	17.8	12.9
SS-VME-3M-M4	3	1/4	2.4	1/2	12.7	18.0	24.6	23.4	12.9
SS-VME-4M-M2	4	1/8	2.4	1/2	12.7	18.8	25.4	18.8	13.7
SS-VME-4M-M4	4	1/4	2.4	1/2	12.7	18.8	25.4	23.4	13.7
SS-VME-6M-M2	6	1/8	4.8	1/2	12.7	19.6	27.0	18.8	15.3
SS-VME-6M-M4	6	1/4	4.8	1/2	12.7	19.6	27.0	23.4	15.3
SS-VME-6M-M6	6	3/8	4.8	11/16	17.5	22.4	29.8	26.2	15.3
SS-VME-6M-M8	6	1/2	4.8	13/16	20.6	24.4	31.8	33.0	15.3
SS-VME-8M-M2	8	1/8	4.8	9/16	14.3	21.3	28.8	19.8	16.2
SS-VME-8M-M4	8	1/4	6.4	9/16	14.3	21.3	28.8	24.4	16.2
SS-VME-8M-M6	8	3/8	6.4	11/16	17.5	23.1	30.6	26.2	16.2
SS-VME-8M-M8	8	1/2	6.4	13/16	20.6	25.1	32.6	33.0	16.2
SS-VME-10M-M2	10	1/8	4.8	11/16	17.5	23.9	31.5	21.6	17.2
SS-VME-10M-M4	10	1/4	7.1	11/16	17.5	23.9	31.5	26.2	17.2
SS-VME-10M-M6	10	3/8	7.9	11/16	17.5	23.9	31.5	26.2	17.2
SS-VME-10M-M8	10	1/2	7.9	13/16	20.6	25.9	33.5	33.0	17.2
SS-VME-12M-M2	12	1/8	4.8	13/16	20.6	25.9	36.0	23.6	22.8
SS-VME-12M-M4	12	1/4	7.1	13/16	20.6	25.9	36.0	28.2	22.8
SS-VME-12M-M6	12	3/8	9.5	13/16	20.6	25.9	36.0	28.2	22.8
SS-VME-12M-M8	12	1/2	9.5	13/16	20.6	25.9	36.0	33.0	22.8
SS-VME-12M-M12	12	3/4	9.5	1-1/16	27.0	29.7	39.8	36.8	22.8
SS-VME-15M-M8	15	1/2	11.9	15/16	23.8	27.9	38.0	35.1	24.4
SS-VME-16M-M6	16	3/8	9.5	15/16	23.8	27.9	38.0	30.2	24.4
SS-VME-16M-M8	16	1/2	11.9	15/16	23.8	27.9	38.0	35.1	24.4
SS-VME-16M-M12	16	3/4	12.7	1-1/16	27.0	29.7	39.8	36.8	24.4
SS-VME-18M-M8	18	1/2	11.9	1-1/16	27.0	29.7	39.8	36.8	24.4
SS-VME-18M-M12	18	3/4	15.1	1-1/16	27.0	29.7	39.8	36.8	24.4
SS-VME-20M-M8	20	1/2	11.9	1-3/8	34.9	34.5	44.6	41.7	26.0
SS-VME-20M-M12	20	3/4	15.9	1-3/8	34.9	34.5	44.6	41.7	26.0
SS-VME-22M-M12	22	3/4	15.9	1-3/8	34.9	34.5	44.6	41.7	26.0
SS-VME-22M-M16	22	1	18.3	1-3/8	34.9	34.5	44.6	46.5	26.0
SS-VME-25M-M12	25	3/4	15.9	1-3/8	34.9	36.8	49.1	41.7	31.3
SS-VME-25M-M16	25	1	21.8	1-3/8	34.9	36.8	49.1	46.5	31.3
SS-VME-38M-M24	38	1-1/2	33.7	-	55.0	56.4	84.0	60.4	49.4



尺寸仅供参考，如有变更恕不另行通知。



外螺纹弯头

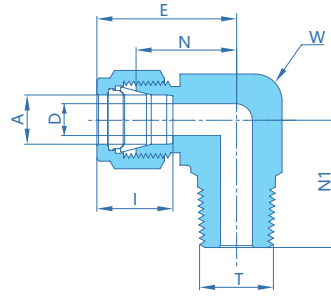


英制卡套转NPT外螺纹

订购参数	A 管外径		T (NPT)		D		W 扳手平台	N		E		N1		I	
	inch	mm	inch	mm	inch	mm	mm	inch	mm	inch	mm	inch	mm	inch	mm
SS-VME-01-M1	1/16	1.58	1/16	.05	.05	.05	11.1	.60	15.24	.75	19.05	.70	17.78	.34	8.6
SS-VME-01-M2	1/16	1.58	1/8	.05	.05	.05	11.1	.60	15.24	.75	19.05	.70	17.78	.34	8.6
SS-VME-02-M1	1/8	3.17	1/16	.09	.09	.09	11.1	.67	17.02	.93	23.62	.70	17.78	.50	12.7
SS-VME-02-M2	1/8	3.17	1/8	.09	.09	.09	11.1	.67	17.02	.93	23.62	.70	17.78	.50	12.7
SS-VME-02-M4	1/8	3.17	1/4	.09	.09	.09	12.7	.71	18.03	.97	24.64	.92	23.37	.50	12.7
SS-VME-03-M2	3/16	4.76	1/8	.12	.12	.12	12.7	.74	18.80	1.00	25.40	.74	18.80	.54	13.7
SS-VME-03-M4	3/16	4.76	1/4	.12	.12	.12	12.7	.74	18.80	1.00	25.40	.92	23.37	.54	13.7
SS-VME-04-M1	1/4	6.35	1/16	.12	.12	.12	12.7	.77	19.56	1.06	26.92	.74	18.80	.60	15.2
SS-VME-04-M2	1/4	6.35	1/8	.19	.19	.19	12.7	.77	19.56	1.06	26.92	.74	18.80	.60	15.2
SS-VME-04-M4	1/4	6.35	1/4	.19	.19	.19	12.7	.77	19.56	1.06	26.92	.92	23.37	.60	15.2
SS-VME-04-M6	1/4	6.35	3/8	.19	.19	.19	17.5	.88	22.35	1.17	29.71	1.03	26.16	.60	15.2
SS-VME-04-M8	1/4	6.35	1/2	.19	.19	.19	20.6	.96	24.38	1.25	31.75	1.30	33.02	.60	15.2
SS-VME-05-M2	5/16	7.93	1/8	.19	.19	.19	14.3	.84	21.34	1.13	28.70	.78	19.81	.64	16.2
SS-VME-05-M4	5/16	7.93	1/4	.25	.25	.25	14.3	.84	21.34	1.13	28.70	.96	24.38	.64	16.2
SS-VME-05-M6	5/16	7.93	3/8	.25	.25	.25	17.5	.91	23.11	1.20	30.48	1.03	26.16	.64	16.2
SS-VME-06-M2	3/8	9.52	1/8	.19	.19	.19	15.9	.91	23.11	1.20	30.48	.82	20.83	.66	16.8
SS-VME-06-M4	3/8	9.52	1/4	.28	.28	.28	15.9	.91	23.11	1.20	30.48	1.00	25.40	.66	16.8
SS-VME-06-M6	3/8	9.52	3/8	.28	.28	.28	17.5	.94	23.87	1.23	31.24	1.03	26.16	.66	16.8
SS-VME-06-M8	3/8	9.52	1/2	.28	.28	.28	20.6	1.02	25.90	1.31	33.28	1.30	33.02	.66	16.8
SS-VME-06-M12	3/8	9.52	3/4	.28	.28	.28	27.0	1.17	29.71	1.46	37.08	1.45	36.83	.66	16.8
SS-VME-08-M4	1/2	12.70	1/4	.28	.28	.28	20.6	1.02	25.90	1.42	36.07	1.11	28.19	.90	22.9
SS-VME-08-M6	1/2	12.70	3/8	.38	.38	.38	20.6	1.02	25.90	1.42	36.07	1.11	28.19	.90	22.9
SS-VME-08-M8	1/2	12.70	1/2	.41	.41	.41	20.6	1.02	25.90	1.42	36.07	1.30	33.02	.90	22.9
SS-VME-08-M12	1/2	12.70	3/4	.41	.41	.41	27.0	1.17	29.71	1.57	39.88	1.45	36.83	.90	22.9
SS-VME-10-M6	5/8	15.87	3/8	.38	.38	.38	23.8	1.10	27.94	1.50	38.10	1.19	30.23	.96	24.4
SS-VME-10-M8	5/8	15.87	1/2	.47	.47	.47	23.8	1.10	27.94	1.50	38.10	1.38	35.05	.96	24.4
SS-VME-10-M12	5/8	15.87	3/4	.50	.50	.50	27.0	1.17	29.71	1.57	39.88	1.45	36.83	.96	24.4
SS-VME-12-M8	3/4	19.05	1/2	.47	.47	.47	27.0	1.17	29.71	1.57	39.88	1.45	36.83	.96	24.4
SS-VME-12-M12	3/4	19.05	3/4	.62	.62	.62	27.0	1.17	29.71	1.57	39.88	1.45	36.83	.96	24.4
SS-VME-14-M12	7/8	22.22	3/4	.62	.62	.62	34.9	1.36	34.54	1.76	44.70	1.64	41.66	1.02	25.9
SS-VME-16-M12	1	25.40	3/4	.62	.62	.62	34.9	1.45	36.83	1.93	49.02	1.64	41.66	1.23	31.2
SS-VME-16-M16	1	25.40	1	.86	.86	.86	34.9	1.45	36.83	1.93	49.02	1.83	46.48	1.23	31.2
SS-VME-18-M18	1-1/4	31.75	1-1/4	1.09	1.09	1.09	42.9	1.75	44.45	2.62	66.50	1.88	47.75	1.62	41.2
SS-VME-24-M24	1-1/2	38.10	1-1/2	1.34	1.34	1.34	50.8	2.00	50.80	3.07	78.00	2.38	60.45	1.97	50.0
SS-VME-32-M32	2	50.80	2	1.81	1.81	1.81	69.9	2.75	69.85	4.22	107.19	2.78	70.61	2.66	67.6



外螺纹弯头



公制卡套转ISO锥形螺纹

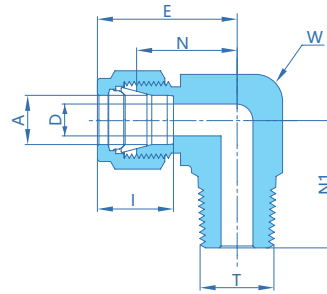
订购参数	A	T	D	W		N	E	N1	I
	管外径 mm	(ISO) inch	mm	扳手平台 inch	mm	mm	mm	mm	mm
SS-VME-3M-R2	3	R-1/8	2.4	7/16	11.1	17.0	23.6	17.8	12.9
SS-VME-3M-R4	3	R-1/4	2.4	1/2	12.7	18.0	24.6	23.4	12.9
SS-VME-4M-R2	4	R-1/8	2.4	1/2	12.7	18.8	25.4	18.8	13.7
SS-VME-4M-R4	4	R-1/4	2.4	1/2	12.7	18.8	25.4	23.4	13.7
SS-VME-6M-R2	6	R-1/8	4.8	1/2	12.7	19.6	27.0	18.8	15.3
SS-VME-6M-R4	6	R-1/4	4.8	1/2	12.7	19.6	27.0	23.4	15.3
SS-VME-6M-R6	6	R-3/8	4.8	11/16	17.5	22.4	29.8	26.2	15.3
SS-VME-6M-R8	6	R-1/2	4.8	13/16	20.6	24.4	31.8	33.0	15.3
SS-VME-8M-R2	8	R-1/8	4.8	9/16	14.3	21.3	28.8	19.8	16.2
SS-VME-8M-R4	8	R-1/4	6.4	9/16	14.3	21.3	28.8	24.4	16.2
SS-VME-8M-R6	8	R-3/8	6.4	11/16	17.5	23.1	30.6	26.2	16.2
SS-VME-8M-R8	8	R-1/2	6.4	13/16	20.6	25.1	32.6	33.0	16.2
SS-VME-10M-R2	10	R-1/8	4.8	11/16	17.5	23.9	31.5	21.6	17.2
SS-VME-10M-R4	10	R-1/4	7.1	11/16	17.5	23.9	31.5	26.2	17.2
SS-VME-10M-R6	10	R-3/8	7.9	11/16	17.5	23.9	31.5	26.2	17.2
SS-VME-10M-R8	10	R-1/2	7.9	13/16	20.6	25.9	33.5	33.0	17.2
SS-VME-12M-R2	12	R-1/8	4.8	13/16	20.6	25.9	36.0	23.6	22.8
SS-VME-12M-R4	12	R-1/4	7.1	13/16	20.6	25.9	36.0	28.2	22.8
SS-VME-12M-R6	12	R-3/8	9.5	13/16	20.6	25.9	36.0	28.2	22.8
SS-VME-12M-R8	12	R-1/2	9.5	13/16	20.6	25.9	36.0	33.0	22.8
SS-VME-12M-R12	12	R-3/4	9.5	1-1/16	27.0	29.7	39.8	36.8	22.8
SS-VME-14M-R8	14	R-1/2	11.0	15/16	23.8	27.9	38.0	35.0	24.4
SS-VME-15M-R8	15	R-1/2	11.9	15/16	23.8	27.9	38.0	35.1	24.4
SS-VME-16M-R6	16	R-3/8	9.5	15/16	23.8	27.9	38.0	30.2	24.4
SS-VME-16M-R8	16	R-1/2	11.9	15/16	23.8	27.9	38.0	35.1	24.4
SS-VME-18M-R8	18	R-1/2	11.9	1-1/16	27.0	29.7	39.8	36.8	24.4
SS-VME-18M-R12	18	R-3/4	15.1	1-1/16	27.0	29.7	39.8	36.8	24.4
SS-VME-20M-R8	20	R-1/2	11.9	1-3/8	34.9	34.5	44.6	41.7	26.0
SS-VME-20M-R12	20	R-3/4	15.9	1-3/8	34.9	34.5	44.6	41.7	26.0
SS-VME-22M-R12	22	R-3/4	15.9	1-3/8	34.9	34.5	44.6	41.7	26.0
SS-VME-22M-R16	22	R-1	18.3	1-3/8	34.9	34.5	44.6	46.5	26.0
SS-VME-25M-R12	25	R-3/4	15.9	1-3/8	34.9	36.8	49.1	41.7	31.3
SS-VME-25M-R16	25	R-1	21.8	1-3/8	34.9	36.8	49.1	46.5	31.3



尺寸仅供参考，如有变更恕不另行通知。



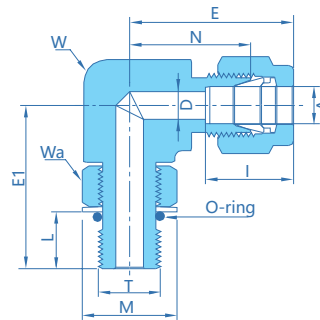
外螺纹弯头



英制卡套转ISO锥形螺纹

订购参数	A 管外径		T (ISO)	D		W 扳手平台		N		E		N1		I	
	inch	mm	inch	inch	mm	inch	mm	inch	mm	inch	mm	inch	mm	inch	mm
SS-VME-02-R2	1/8	3.17	R-1/8	.09	2.28	7/16	11.1	.67	17.02	.93	23.62	.70	17.78	.50	12.7
SS-VME-02-R4	1/8	3.17	R-1/4	.09	2.28	1/2	12.7	.71	18.03	.97	24.64	.92	23.37	.50	12.7
SS-VME-04-R2	1/4	6.35	R-1/8	.19	4.82	1/2	12.7	.77	19.56	1.06	26.92	.74	18.80	.60	15.2
SS-VME-04-R4	1/4	6.35	R-1/4	.19	4.82	1/2	12.7	.77	19.56	1.06	26.92	.92	23.37	.60	15.2
SS-VME-04-R6	1/4	6.35	R-3/8	.19	4.82	11/16	17.5	.88	22.35	1.17	29.71	1.03	26.16	.60	15.2
SS-VME-04-R8	1/4	6.35	R-1/2	.19	4.82	13/16	20.6	.96	24.38	1.25	31.75	1.30	33.02	.60	15.2
SS-VME-05-R4	5/16	7.93	R-1/4	.25	6.35	9/16	14.3	.84	21.34	1.13	28.70	.96	24.38	.64	16.2
SS-VME-06-R2	3/8	9.52	R-1/8	.19	4.82	5/8	15.9	.91	23.11	1.20	30.48	.82	20.83	.66	16.8
SS-VME-06-R4	3/8	9.52	R-1/4	.28	7.11	5/8	15.9	.91	23.11	1.20	30.48	1.00	25.40	.66	16.8
SS-VME-06-R6	3/8	9.52	R-3/8	.28	7.11	11/16	17.5	.94	23.87	1.23	31.24	1.03	26.16	.66	16.8
SS-VME-08-R4	1/2	12.70	R-1/4	.28	7.11	13/16	20.6	1.02	25.90	1.42	36.07	1.11	28.19	.90	22.9
SS-VME-08-R6	1/2	12.70	R-3/8	.38	9.50	13/16	20.6	1.02	25.90	1.42	36.07	1.11	28.19	.90	22.9
SS-VME-08-R8	1/2	12.70	R-1/2	.41	10.41	13/16	20.6	1.02	25.90	1.42	36.07	1.30	33.02	.90	22.9
SS-VME-12-R8	3/4	19.05	R-1/2	.47	11.94	1-1/16	27.0	1.17	29.71	1.57	39.88	1.45	36.83	.96	24.4
SS-VME-16-R16	1	25.40	R-1	.86	21.84	1-3/8	34.9	1.45	36.83	1.93	49.02	1.83	46.48	1.23	31.2

外螺纹弯头

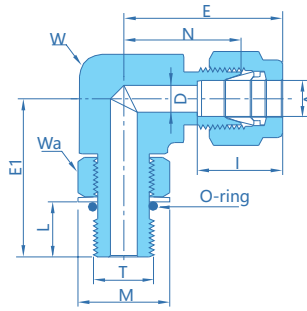


英制卡套转SAE直螺纹 / 凸台

订购参数	A 管外径		T SAE/MS	D		W 扳手平台		Wa 六角螺母	N		E		E1		L		M		I	
	inch	mm	inch	inch	mm	inch	mm	inch	mm	inch	mm	inch	mm	inch	mm	inch	mm	inch	mm	
SS-VME-04-A4	1/4	6.35	7/16-20	.19	4.8	1/2	12.7	9/16	.83	21.10	1.13	28.45	1.12	28.45	.39	9.9	.65	16.5	.60	15.2
SS-VME-04-A6	1/4	6.35	9/16-18	.19	4.8	5/8	15.9	11/16	.91	23.11	1.20	30.48	1.27	32.26	.44	11.2	.79	20.1	.60	15.2
SS-VME-06-A4	3/8	9.52	7/16-20	.20	5.1	5/8	15.9	9/16	.97	24.64	1.26	32.00	1.21	28.45	.39	9.9	.65	16.5	.66	16.8
SS-VME-06-A6	3/8	9.52	9/16-18	.28	7.1	5/8	15.9	11/16	.97	24.64	1.26	32.00	1.27	32.26	.44	11.2	.79	20.1	.66	16.8
SS-VME-06-A8	3/8	9.52	3/4-16	.28	7.1	13/16	20.6	7/8	1.08	27.43	1.37	34.80	1.49	37.85	.50	12.7	1.01	25.7	.66	16.8
SS-VME-08-A6	1/2	12.70	9/16-18	.28	7.1	13/16	20.6	11/16	1.08	27.43	1.48	37.59	1.38	35.05	.44	11.2	.79	20.1	.90	22.9
SS-VME-08-A8	1/2	12.70	3/4-16	.41	10.4	13/16	20.6	7/8	1.08	27.43	1.48	37.59	1.49	37.85	.50	12.7	1.01	25.7	.90	22.9
SS-VME-12-A12	3/4	19.05	1-1/16-12	.62	15.8	1-1/16	27.0	1-1/4	1.23	31.24	1.63	41.40	1.92	48.77	.66	16.8	1.44	36.7	.96	24.4
SS-VME-16-A12	1	25.40	1-1/16-12	.62	15.8	1-3/8	34.9	1-1/4	1.51	38.35	1.99	50.55	2.05	52.07	.66	16.8	1.44	36.7	1.23	31.2
SS-VME-16-A16	1	25.40	1-5/16-12	.88	22.3	1-3/8	34.9	1-1/2	1.51	38.35	1.99	50.55	2.11	53.59	.66	16.8	1.73	44.0	1.23	31.2



外螺纹弯头



公制卡套转ISO平行螺纹

订购参数	A	T	D	W		Wa	N	E	E1	L	M	I	O型圈
	管外径 mm	(ISO) inch	mm	扳手平台 inch	mm	六角螺母 inch	mm	mm	mm	mm	mm	mm	.Dash No
SS-VME-6M-G2	6	G-1/8-28	4.0	1/2	12.7	9/16	19.6	27.0	26.4	8.1	17.3	15.3	***
SS-VME-6M-G4	6	G-1/4-19	4.8	5/8	15.9	3/4	21.6	29.0	32.2	9.1	22.9	15.3	-111
SS-VME-8M-G2	8	G-1/8-28	4.0	5/8	15.9	9/16	21.3	28.8	27.4	8.1	17.3	16.2	***
SS-VME-8M-G4	8	G-1/4-19	5.9	5/8	15.9	3/4	22.4	29.9	32.2	9.1	22.9	16.2	-111
SS-VME-10M-G4	10	G-1/4-19	5.9	13/16	20.6	3/4	25.9	33.5	33.5	9.1	22.9	17.2	-111
SS-VME-10M-G6	10	G-3/8-19	7.9	13/16	20.6	7/8	25.9	33.5	37.1	9.4	26.4	17.2	-113
SS-VME-12M-G4	12	G-1/4-19	5.9	13/16	20.6	3/4	25.9	36.0	35.0	9.1	22.9	22.8	-111
SS-VME-12M-G6	12	G-3/8-19	7.9	13/16	20.6	7/8	25.9	36.0	37.1	9.4	26.4	22.8	-113
SS-VME-12M-G8	12	G-1/2-14	9.5	15/16	23.8	1-1/16	27.9	38.0	43.4	13.0	32.0	22.8	-593

英制卡套转ISO平行螺纹

订购参数	A		T	D		W		Wa	N		E		E1		L		M		I	O型圈	
	inch	mm	(ISO) inch	inch	mm	inch	mm	inch	inch	mm	inch	mm	inch	mm	inch	mm	inch	mm	inch	mm	.Dash No
SS-VME-04-G2	1/4	6.35	G-1/8-28	.16	4.0	1/2	12.7	9/16	.77	19.60	1.06	26.9	1.04	26.4	.32	8.1	.68	17.3	.60	15.2	***
SS-VME-04-G4	1/4	6.35	G-1/4-19	.19	4.8	5/8	15.9	3/4	.85	21.60	1.14	28.9	1.27	32.2	.36	9.1	.90	22.9	.60	15.2	-111
SS-VME-04-G8	1/4	6.35	G-1/2-14	.19	4.8	15/16	23.8	1-1/16	.96	24.38	1.25	31.8	1.71	43.4	.51	13.0	1.26	32.0	.60	15.2	-593
SS-VME-06-G4	3/8	9.52	G-1/4-19	.23	5.9	5/8	15.9	3/4	.91	23.11	1.20	30.5	1.27	32.2	.36	9.1	.90	22.9	.66	16.8	-111
SS-VME-06-G6	3/8	9.52	G-3/8-19	.28	7.1	13/16	20.6	7/8	1.02	25.91	1.31	33.3	1.46	37.1	.37	9.4	1.04	26.4	.66	16.8	-113
SS-VME-08-G4	1/2	12.70	G-1/4-19	.23	5.9	13/16	20.6	3/4	1.02	25.91	1.42	36.1	1.27	32.2	.36	9.1	.90	22.9	.90	22.9	-111
SS-VME-08-G6	1/2	12.70	G-3/8-19	.31	7.9	13/16	20.6	7/8	1.02	25.91	1.42	36.1	1.46	37.1	.37	9.4	1.04	26.4	.90	22.9	-113
SS-VME-08-G8	1/2	12.70	G-1/2-14	.41	10.4	15/16	23.8	1-1/16	1.10	27.94	1.50	38.1	1.71	43.4	.51	13.0	1.26	32.0	.90	22.9	-593
SS-VME-10-G8	5/8	15.87	G-1/2-14	.47	11.9	15/16	23.8	1-1/16	1.10	27.94	1.50	38.1	1.71	43.4	.51	13.0	1.26	32.0	.96	24.4	-593

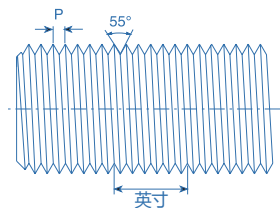
*当订购编号为SS-VME-**-AG**时, "AG"代表组合式垫片。

参考规范 (标准) :

- * DIN-ISO 228/1
- * BS-2779
- * JIS-B0202
- * ISO-228/1-BSP-P
- * 55° 螺纹角
- * 螺距的尺寸单位为英寸
- * 螺纹根部和顶部截面是圆的
- * 直径的尺寸单位为英寸

标识:

六角上的标记LG



尺寸仅供参考, 如有变更恕不另行通知。

