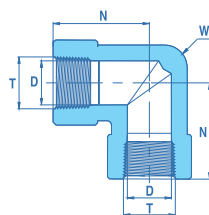
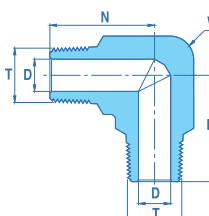


内螺纹弯头



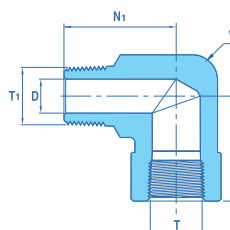
订购参数	T	N		D		W
	NPT内螺纹	最小开口		扳手平面		
	inch	inch	mm	inch	mm	inch
SS-VAE-F2-F2	1/8	1.04	26.4	0.31	8.6	1/2
SS-VAE-F4-F4	1/4	1.17	29.7	0.41	11.4	11/16
SS-VAE-F6-F6	3/8	1.42	36.1	0.56	15	13/16
SS-VAE-F8-F8	1/2	1.56	39.6	0.69	18.5	1
SS-VAE-F12-F12	3/4	1.92	48.8	0.90	23.9	1-1/4
SS-VAE-F16-F16	1	1.91	48.5	1.13	29.7	1-11/16

外螺纹弯头



订购参数	T	N		D		W
	NPT外螺纹	最小开口		扳手平面		
	inch	inch	mm	inch	mm	inch
SS-VAE-M2-M2	1/8	0.88	22.4	0.19	4.8	7/16
SS-VAE-M4-M4	1/4	1.05	26.7	0.28	7.1	1/2
SS-VAE-M6-M6	3/8	1.17	29.7	0.38	9.6	11/16
SS-VAE-M8-M8	1/2	1.45	36.8	0.47	11.9	13/16

内外螺纹弯头



订购参数	T	T1	N		N1		D		W
	NPT内螺纹	NPT外螺纹	最小开口		扳手平面				
	inch	inch	inch	mm	inch	mm	inch	mm	inch
SS-VAE-F1-M1	1/16	1/16	0.86	21.8	0.88	22.4	0.12	3.10	7/16
SS-VAE-F2-M1	1/8	1/16	1.04	26.4	0.87	22.1	0.12	3.10	1/2
SS-VAE-F2-M2	1/8	1/8	1.04	26.4	0.87	22.1	0.19	4.80	1/2
SS-VAE-F4-M2	1/4	1/8	1.17	29.7	1.00	25.4	0.19	4.80	11/16
SS-VAE-F4-M4	1/4	1/4	1.17	29.7	1.17	29.7	0.28	7.10	11/16
SS-VAE-F6-M4	3/8	1/4	1.42	36.1	1.26	32.0	0.28	7.10	13/16
SS-VAE-F6-M6	3/8	3/8	1.42	36.1	1.26	32.0	0.38	9.60	13/16
SS-VAE-F8-M4	1/2	1/4	1.56	39.6	1.38	35.1	0.28	7.10	1
SS-VAE-F8-M6	1/2	3/8	1.56	39.6	1.38	35.1	0.38	9.60	1
SS-VAE-F8-M8	1/2	1/2	1.56	39.6	1.56	39.6	0.47	11.9	1
SS-VAE-F12-M12	3/4	3/4	1.92	48.8	1.67	42.4	0.62	15.8	1-1/4
SS-VAE-F16-M16	1	1	1.83	48.5	1.94	49.3	0.86	22.4	1-11/16

