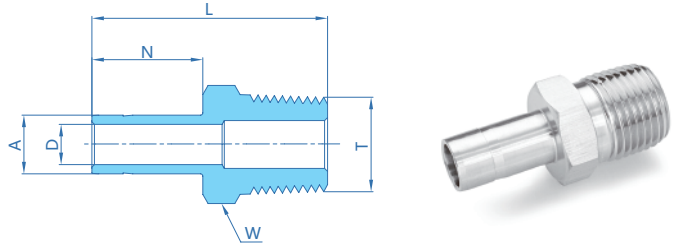


外螺纹转换接头



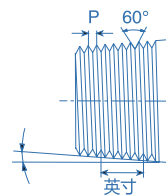
订购参数	A	T	D	W	N	L
	管外径 mm	(NPT) inch	mm	扳手平台 mm	mm	mm
SS-VMA-TB3M-M2	3	1/8	2.1	12	13.5	30.0
SS-VMA-TB3M-M4	3	1/4	2.1	14	13.5	35.3
SS-VMA-TB6M-M2	6	1/8	4.0	12	15.7	32.8
SS-VMA-TB6M-M4	6	1/4	4.0	14	15.7	38.1
SS-VMA-TB6M-M6	6	3/8	4.0	18	15.7	37.0
SS-VMA-TB6M-M8	6	1/2	4.0	22	15.7	43.4
SS-VMA-TB8M-M2	8	1/8	4.8	12	16.8	33.5
SS-VMA-TB8M-M4	8	1/4	5.6	14	16.8	39.1
SS-VMA-TB8M-M6	8	3/8	5.6	11/16 inch	16.8	37.8
SS-VMA-TB8M-M8	8	1/2	5.6	22	16.8	43.0
SS-VMA-TB10M-M4	10	1/4	7.1	9/16 inch	17.5	39.9
SS-VMA-TB10M-M6	10	3/8	7.1	18	17.5	40.6
SS-VMA-TB10M-M8	10	1/2	7.1	22	17.5	46.2
SS-VMA-TB12M-M4	12	1/4	7.1	16	23.1	46.5
SS-VMA-TB12M-M6	12	3/8	8.8	18	23.1	46.5
SS-VMA-TB12M-M8	12	1/2	8.8	22	23.1	52.0
SS-VMA-TB16M-M8	16	1/2	11.9	22	24.7	50.5
SS-VMA-TB20M-M12	20	3/4	15.1	27	26.6	54.3

参考规范 (标准) :

- * 60° 螺纹角度
- * 螺距的尺寸单位为英寸
- * 螺纹根部和顶部截面是平的
- * 锥形角 1° 47'

美国标准管螺纹 (NPT) :

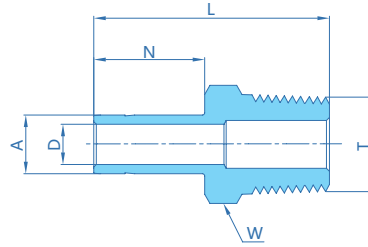
NPT (美国标准锥管螺纹) 是根据ANSI B1.20.1部分制定的。



尺寸仅供参考，如有变更恕不另行通知。



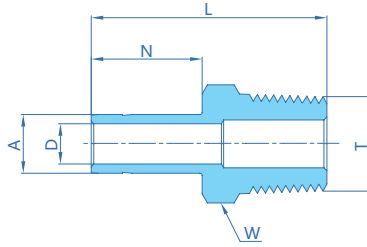
外螺纹转换接头



英制卡套										
订购参数	A 管外径		T (NPT)	D		W 扳手平台	N		L	
	inch	mm	inch	inch	mm	inch	inch	mm	inch	mm
SS-VMA-TB02-M2	1/8	3.17	1/8	.08	2.0	7/16	.53	13.45	1.16	29.5
SS-VMA-TB02-M4	1/8	3.17	1/4	.08	2.0	9/16	.53	13.45	1.37	34.8
SS-VMA-TB03-M2	3/16	4.76	1/8	.12	3.0	7/16	.56	14.20	1.19	30.2
SS-VMA-TB03-M4	3/16	4.76	1/4	.12	3.0	9/16	.56	14.20	1.40	35.6
SS-VMA-TB04-M2	1/4	6.35	1/8	.17	4.2	7/16	.62	15.75	1.25	31.8
SS-VMA-TB04-M4	1/4	6.35	1/4	.17	4.2	9/16	.62	15.75	1.46	37.1
SS-VMA-TB04-M6	1/4	6.35	3/8	.17	4.2	11/16	.62	15.75	1.49	37.9
SS-VMA-TB04-M8	1/4	6.35	1/2	.17	4.2	7/8	.62	15.75	1.71	43.4
SS-VMA-TB05-M2	5/16	7.93	1/8	.22	4.8	7/16	.66	16.75	1.29	32.7
SS-VMA-TB05-M4	5/16	7.93	1/4	.22	5.6	9/16	.66	16.75	1.50	38.1
SS-VMA-TB06-M2	3/8	9.52	1/8	.27	6.9	7/16	.69	17.50	1.32	33.5
SS-VMA-TB06-M4	3/8	9.52	1/4	.27	6.9	9/16	.69	17.50	1.53	38.9
SS-VMA-TB06-M6	3/8	9.52	3/8	.27	6.9	11/16	.69	17.50	1.56	39.6
SS-VMA-TB06-M8	3/8	9.52	1/2	.27	6.9	7/8	.69	17.50	1.78	45.2
SS-VMA-TB08-M4	1/2	12.70	1/4	.28	7.1	9/16	.91	23.10	1.75	44.5
SS-VMA-TB08-M6	1/2	12.70	3/8	.37	9.4	11/16	.91	23.10	1.78	45.2
SS-VMA-TB08-M8	1/2	12.70	1/2	.37	9.4	7/8	.91	23.10	2.0	50.8
SS-VMA-TB10-M6	5/8	15.87	3/8	.37	9.5	11/16	.97	24.65	1.81	47.6
SS-VMA-TB10-M8	5/8	15.87	1/2	.47	11.9	7/8	.97	24.65	2.06	52.3
SS-VMA-TB10-M12	5/8	15.87	3/4	.50	12.7	1-1/16	.97	24.65	2.06	52.3
SS-VMA-TB12-M8	3/4	19.05	1/2	.47	11.9	7/8	.97	24.65	2.06	52.3
SS-VMA-TB12-M12	3/4	19.05	3/4	.59	15.0	1-1/16	.97	24.65	2.06	52.3
SS-VMA-TB12-M16	3/4	19.05	1	.59	15.0	1-3/8	.97	24.65	2.28	57.3
SS-VMA-TB14-M12	7/8	22.22	3/4	.60	15.9	1-1/16	1.05	26.60	2.09	54.3
SS-VMA-TB16-M12	1	25.40	3/4	.60	15.8	1-1/16	1.30	33.00	2.31	58.7
SS-VMA-TB16-M16	1	25.40	1	.80	20.3	1-3/8	1.30	33.00	2.60	66.0
SS-VMA-TB18-M18	1-1/4	31.75	1-1/4	1.02	25.9	1-3/4	1.73	43.82	3.16	80.3
SS-VMA-TB24-M24	1-1/2	38.10	1-1/2	1.25	31.6	2-1/8	2.14	54.33	3.72	94.5



外螺纹转换接头



公制卡套

订购参数	A 管外径		T (ISO)	D		W 扳手平台	N		L	
	mm	mm	inch	mm	mm	mm	mm	mm	mm	mm
SS-VMA-TB6M-R2	6	6	R-1/8	4.0	4.0	12	15.7	15.7	32.8	32.8
SS-VMA-TB6M-R4	6	6	R-1/4	4.0	4.0	14	15.7	15.7	38.1	38.1
SS-VMA-TB6M-R8	6	6	R-1/2	4.0	4.0	22	15.7	15.7	43.4	43.4
SS-VMA-TB8M-R2	8	8	R-1/8	4.8	4.8	12	16.8	16.8	33.5	33.5
SS-VMA-TB8M-R4	8	8	R-1/4	5.6	5.6	14	16.8	16.8	39.1	39.1
SS-VMA-TB8M-R6	8	8	R-3/8	5.6	5.6	11/16 inch	16.8	16.8	37.8	37.8
SS-VMA-TB10M-R4	10	10	R-1/4	7.1	7.1	14	17.5	17.5	39.9	39.9
SS-VMA-TB10M-R6	10	10	R-3/8	7.1	7.1	18	17.5	17.5	40.6	40.6
SS-VMA-TB10M-R8	10	10	R-1/2	7.1	7.1	22	17.5	17.5	46.2	46.2
SS-VMA-TB12M-R4	12	12	R-1/4	7.1	7.1	16	23.1	23.1	46.5	46.5
SS-VMA-TB12M-R6	12	12	R-3/8	8.8	8.8	18	23.1	23.1	46.2	46.2
SS-VMA-TB12M-R8	12	12	R-1/2	8.8	8.8	22	23.1	23.1	52.0	52.0
SS-VMA-TB20M-R12	20	20	R-3/4	15.1	15.1	27	26.6	26.6	54.3	54.3

英制卡套

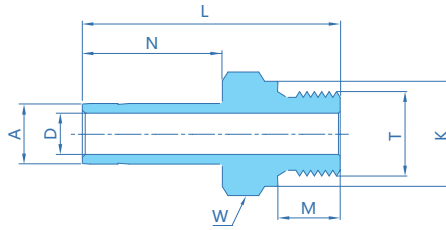
订购参数	A 管外径		T (ISO)	D		W 扳手平台	N		L	
	inch	mm	inch	inch	mm	inch	inch	mm	inch	mm
SS-VMA-TB02-R2	1/8	3.17	R-1/8	.08	2.0	7/16	.53	13.45	1.16	29.5
SS-VMA-TB02-R4	1/8	3.17	R-1/4	.08	2.0	9/16	.53	13.45	1.37	34.8
SS-VMA-TB04-R2	1/4	6.35	R-1/8	.17	4.2	7/16	.62	15.75	1.25	31.8
SS-VMA-TB04-R4	1/4	6.35	R-1/4	.17	4.2	9/16	.62	15.75	1.46	37.1
SS-VMA-TB04-R6	1/4	6.35	R-3/8	.17	4.2	11/16	.62	15.75	1.49	37.9
SS-VMA-TB04-R8	1/4	6.35	R-1/2	.17	4.2	7/8	.62	15.75	1.71	43.4
SS-VMA-TB06-R4	3/8	9.52	R-1/4	.27	6.9	9/16	.69	17.50	1.53	38.9
SS-VMA-TB06-R6	3/8	9.52	R-3/8	.27	6.9	11/16	.69	17.50	1.56	39.6
SS-VMA-TB06-R8	3/8	9.52	R-1/2	.27	6.9	7/8	.69	17.50	1.78	45.2
SS-VMA-TB08-R4	1/2	12.70	R-1/4	.28	7.1	9/16	.91	23.10	1.75	44.5
SS-VMA-TB08-R6	1/2	12.70	R-3/8	.37	9.4	11/16	.91	23.10	1.78	45.2
SS-VMA-TB08-R8	1/2	12.70	R-1/2	.37	9.4	7/8	.91	23.10	2.00	50.8
SS-VMA-TB10-R8	5/8	15.87	R-1/2	.47	11.9	7/8	.97	24.65	2.06	52.3
SS-VMA-TB12-R8	3/4	19.05	R-1/2	.47	11.9	7/8	.97	24.65	2.06	52.3
SS-VMA-TB12-R12	3/4	19.05	R-3/4	.59	15.0	1-1/16	.97	24.65	2.06	52.3
SS-VMA-TB16-R16	1	25.40	R-1	.80	20.3	1-3/8	1.30	33.00	2.60	66.0



尺寸仅供参考，如有变更恕不另行通知。



外螺纹转换接头



公制卡套

订购参数	A 管外径		T (ISO)	D		K		W 扳手平台	N		M		L
	mm	inch	inch	mm	inch	mm	inch	mm	mm	mm	mm	mm	
SS-VMA-TB6M-G2	6		G-1/8	4.0		13.8		9/16	15.7		7.1		34.3
SS-VMA-TB6M-G4	6		G-1/4	4.0		18.0		19	15.7		11.2		38.9
SS-VMA-TB8M-G4	8		G-1/4	5.6		18.0		19	16.8		11.2		40.1
SS-VMA-TB10M-G4	10		G-1/4	5.9		18.0		19	17.5		11.2		40.9
SS-VMA-TB10M-G6	10		G-3/8	7.1		21.8		22	17.5		11.2		41.1
SS-VMA-TB10M-G8	10		G-1/2	7.1		26.0		27	17.5		14.2		43.2
SS-VMA-TB12M-G4	12		G-1/4	6.4		18.0		19	23.1		11.2		47.0
SS-VMA-TB12M-G6	12		G-3/8	7.9		21.8		22	23.1		11.2		47.8
SS-VMA-TB12M-G8	12		G-1/2	8.8		26.0		27	23.1		14.2		49.8
SS-VMA-TB18M-G8	18		G-1/2	11.9		26.0		27	24.6		14.2		51.3
SS-VMA-TB18M-G12	18		G-3/4	13.9		32.0		35	24.6		15.7		55.9
SS-VMA-TB38M-G24	38		G-1-1/2	31.6		54.7		55	52.8		22.1		91.9

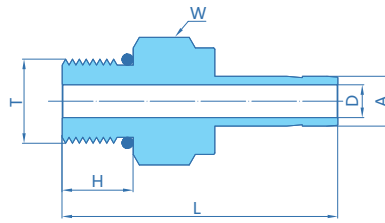
英制卡套

订购参数	A 管外径		T (ISO)	D		K		W 扳手平台	N		M		L	
	inch	mm	inch	inch	mm	inch	mm	inch	inch	mm	inch	mm	inch	mm
SS-VMA-TB02-G2	1/8	3.17	G-1/8	.08	2.0	.54	13.8	9/16	.53	13.45	.28	7.1	1.22	31.8
SS-VMA-TB02-G4	1/8	6.35	G-1/4	.08	2.0	.71	18.0	3/4	.53	13.45	.44	11.2	1.41	36.3
SS-VMA-TB04-G2	1/4	3.17	G-1/8	.16	4.0	.54	13.8	9/16	.62	15.75	.28	7.1	1.20	34.3
SS-VMA-TB04-G4	1/4	6.35	G-1/4	.17	4.2	.71	18.0	3/4	.62	15.75	.44	11.2	1.42	38.9
SS-VMA-TB06-G4	3/8	6.35	G-1/4	.23	5.8	.71	18.0	3/4	.69	17.50	.44	11.2	1.57	40.4
SS-VMA-TB06-G6	3/8	9.52	G-3/8	.27	6.9	.86	21.8	7/8	.69	17.50	.44	11.2	1.60	41.1
SS-VMA-TB08-G4	1/2	6.35	G-1/4	.23	5.8	.71	18.0	3/4	.91	23.10	.44	11.2	1.85	47.0
SS-VMA-TB08-G6	1/2	9.52	G-3/8	.31	7.9	.86	21.8	7/8	.91	23.10	.44	11.2	1.88	47.7
SS-VMA-TB08-G8	1/2	12.70	G-1/2	.37	9.4	1.02	26.0	1-1/16	.91	23.10	.56	14.2	1.96	49.8
SS-VMA-TB12-G12	3/4	19.05	G-3/4	.59	15.0	1.26	32.0	1-5/16	.97	24.65	.62	15.7	2.16	54.9
SS-VMA-TB16-G16	1	25.40	G-1	.78	19.8	1.54	39.0	1-5/8	1.23	31.20	.72	18.3	2.59	65.8

*当订购编号为SS-VMA-**-AG**时，“AG”代表组合式垫片。



外螺纹转换接头



英制卡套

订购参数	A 管外径		T 直螺纹	D		W		H		L	
	inch	mm	inch	inch	mm	inch	mm	inch	mm	inch	mm
SS-VMA-TB02-A2	1/8	3.18	5/16-24	.08	2.03	7/16	11.1	.30	7.62	1.20	30.48
SS-VMA-TB04-A4	1/4	6.35	7/16-20	.17	4.20	9/16	14.3	.36	9.14	1.39	35.3
SS-VMA-TB04-A6	1/4	6.35	9/16-18	.17	4.20	11/16	17.5	.39	9.90	1.42	36.07
SS-VMA-TB06-A4	3/8	9.52	7/16-20	.20	5.10	9/16	14.3	.36	9.14	1.46	37.08
SS-VMA-TB06-A6	3/8	9.52	9/16-18	.27	6.85	11/16	17.5	.39	9.90	1.52	38.61
SS-VMA-TB06-A8	3/8	9.52	3/4-16	.27	6.85	7/8	22.2	.44	11.17	1.60	40.64
SS-VMA-TB08-A6	1/2	12.7	9/16-18	.28	7.11	11/16	17.5	.39	9.90	1.74	44.20
SS-VMA-TB08-A8	1/2	12.7	3/4-16	.37	9.40	7/8	22.2	.44	11.17	1.82	46.23
SS-VMA-TB10-A5	5/8	15.87	7/8-14	.47	11.94	1	25.4	.50	12.70	1.94	49.28
SS-VMA-TB12-A12	3/4	19.05	1-1/16-12	.59	15.00	1-1/4	31.8	.59	14.98	2.10	53.34
SS-VMA-TB16-A16	1	25.40	1 5/16-12	.80	20.32	1-1/2	38.1	.59	14.98	2.41	61.21
SS-VMA-TB18-A18	1-1/4	31.75	1 5/8-12	1.02	26.00	1-7/8	47.6	.59	15.10	2.81	71.37
SS-VMA-TB24-A24	1-1/2	38.10	1 7/8-12	1.25	31.60	2-1/8	54.0	.59	15.10	3.28	83.31

安装说明:

图1

把螺母后退锁紧

将O型密封圈放入临近金属支撑垫圈表面的凹槽内，并对O型密封圈进行润滑。该金属支撑垫圈安装在图1所示的凹槽最末端。

图2

安装接头，用手拧紧

如图2所示，将接头安装到符合S.A.E. 标准的直螺纹衬套上，直至金属支撑垫圈接触到图2所示的衬套表面。

图3

接头后退以便卡套端对准（最多一圈）

逆时针旋转，最多旋转一圈，把卡套端定位（参见图3）。

图4

用适当扭矩把防松螺母拧紧

牢牢固定住接头本体，紧固锁紧螺母直到金属支撑垫片接触到接头表面，如图4所示。



尺寸仅供参考，如有变更恕不另行通知。

