

VIGOUR

We offer solutions regarding your ideas!

HIGH PURITY GAS SYSTEM

Gas
Control
Solutions



VHPS
VUPS
VIGS
VGDS

VIGOUR

PRECISE MANUFACTURING SERVING THE WORLD

BRAND INTRODUCTION

VIGOUR leads in technological innovation, adhering to the core principles of "safety, ultra-cleanliness, and pinpoint precision." Our mission is to provide gas control systems that are safe, stable, reliable, and customized to meet the needs of industrial manufacturing processes. By ensuring these systems operate securely and continuously, we drive industry progress and enable smooth industrial upgrades.



SAFETY



STEADINESS



RELIABILITY

ACTURING ORLD



ABOUT VIGOUR



VIGOUR is an internationally leading provider of gas control system solutions. With operations in three major offices and production centers worldwide, we integrate production, sales, and R&D. Vigour specialize in creating equipment for gas pressure control, gas supply systems, monitoring systems, and instrumentation for industries like:

- Semiconductors: Providing complete gas control system solutions for processes like etching, diffusion, ion implantation, and thin-film deposition.
- Photovoltaics
- Hydrogen Energy
- Laboratory Applications

VIGOUR's been recognized as a "specialized, sophisticated, distinctive, and innovative" enterprise and a high-tech enterprise globally. We are certified under EU CE (PED ISO 2503), ISO 9001, ISO14001, ISO45001, RoHS, and CGA, with our own invention patents.



VSR-1EM Series

Lightweight Cylinder Pressure Regulator

Type:	Single-stage
Inlet pressure:	40/100/200/250 bar
Outlet pressure:	2/4/10 bar
Cv:	0.06
Material:	316L / Chrome plated brass / Aluminum



VSR-16M Series

Lightweight Cylinder Pressure Regulator

Type:	Single-stage
Inlet pressure:	300 bar
Outlet pressure:	100/150 bar
Cv:	0.06
Material:	316L / Aluminum



VSR-1E Series

Cylinder pressure regulator

Type:	Single-stage
Inlet pressure:	40/100/200/300 bar
Outlet pressure:	VAC/2/4/8/10/20 bar
Cv:	0.07
Material:	316L / Chrome plated brass



VSR-2E Series

Cylinder pressure regulator

Type:	Single-stage
Inlet pressure:	40/100/200/300 bar
Outlet pressure:	VAC/2/4/8/10/20/35/50 bar
Cv:	0.08
Material:	316L / Chrome plated brass



VSR-3 Series

Cylinder pressure regulator

Type:	Single-stage
Inlet pressure:	40/100/200/300 bar
Outlet pressure:	2/4/8/10/20/35/50 bar
Cv:	1.0
Material:	316L / Chrome plated brass



VSR-6E Series

Cylinder pressure regulator

Type:	Single-stage
Inlet pressure:	200/300 bar
Outlet pressure:	50/100/200 bar
Cv:	0.15
Material:	316L / Chrome plated brass



VSR-6H Series

Cylinder pressure regulator

Type:	Single-stage
Inlet pressure:	200/300 bar
Outlet pressure:	50/100/200 bar
Cv:	0.15
Material:	316L



VSR-11E Series

Cylinder pressure regulator

Type:	Dual-stage
Inlet pressure:	100/200/300 bar
Outlet pressure:	2/4/8/10/20 bar
Cv:	0.07
Material:	316L / Chrome plated brass



VSR-11EH Series

Cylinder pressure regulator

Type:	Dual-stage
Inlet pressure:	100/200/300 bar
Outlet pressure:	50/100/200 bar
Cv:	0.15
Material:	316L / Chrome plated brass



VSR-1ML Series

Panel & Line Regulator

Type:	Single-stage
Inlet pressure:	40/100 bar
Outlet pressure:	2/4/8/10/20 bar
Cv:	0.12
Material:	316L / Chrome plated brass



VSR-1EL Series

Panel & Line Regulator

Type:	Single-stage
Inlet pressure:	40/100 bar
Outlet pressure:	VAC/2/4/8/10/20 bar
Cv:	0.15
Material:	316L / Chrome plated brass



VSR-2EL Series

Panel & Line Regulator

Type:	Single-stage
Inlet pressure:	10/20/40/100 bar
Outlet pressure:	VAC/1/2/3/4/8/10/20/35/50 bar
Cv:	0.08 / 0.15
Material:	316L / Chrome plated brass



VSR-3L Series

Panel & Line Regulator

Type:	Single-stage
Inlet pressure:	10/40/100 bar
Outlet pressure:	1/2/3/4/8/10/20/35/50 bar
Cv:	1.7
Material:	316L / Chrome plated brass



VSR-4L Series

Pipeline-type Pressure Regulator

Type:	Single-stage
Inlet pressure:	10/35 bar
Outlet pressure:	2/3/4/8/10/20 bar
Cv:	5.1
Material:	316L / Chrome plated brass



VSR-6EL Series

Pipeline-type Pressure Regulator

Type:	Single-stage
Inlet pressure:	100/200/300 bar
Outlet pressure:	50/100/200 bar
Cv:	0.15
Material:	316L / Chrome plated brass



VSR-10L Series

Pipeline-type Pressure Regulator

Type:	Single-stage
Inlet pressure:	10/20 bar
Outlet pressure:	2/3/4/7/10 bar
Cv:	10.0
Material:	316L



VSR-12HL Series

Pipeline-type Pressure Regulator

Type:	Single-stage
Inlet pressure:	35 bar
Outlet pressure:	1/2/4/8/10/20 bar
Cv:	3.1
Material:	316L / Brass



VSR-2EPH Series

Pipeline-type Pressure Regulator

Type:	Single-stage
Inlet pressure:	10/40 bar
Outlet pressure:	VAC/1/2/3/4/8/10/20 bar
Cv:	0.28
Material:	316L



VSR-3PH Series

Pipeline-type Pressure Regulator

Type:	Single-stage
Inlet pressure:	10/40 bar
Outlet pressure:	2/3/4/8/10 bar
Cv:	1.7
Material:	316L



VSR-4PH Series

Pipeline-type Pressure Regulator

Type:	Single-stage
Inlet pressure:	10/35 bar
Outlet pressure:	2/3/4/8/10/20 bar
Cv:	5.1
Material:	316L



VSR-10PH Series

Pipeline-type Pressure Regulator

Type:	Single-stage
Inlet pressure:	10/20 bar
Outlet pressure:	2/3/4/7/10 bar
Cv:	10.0
Material:	316L



VSR-3F Series

Pipeline-type Pressure Regulator

Type:	Single-stage
Inlet pressure:	10/16/25/40 bar
Outlet pressure:	VAC/2/3/4/10/20 bar
Cv:	1.7
Material:	316L



VSR-4F Series

Pipeline-type Pressure Regulator

Type:	Single-stage
Inlet pressure:	10/16/25/35 bar
Outlet pressure:	2/3/4/8/10/20 bar
Cv:	5.1
Material:	316L



VSR-10F Series

Pipeline-type Pressure Regulator

Type:	Single-stage
Inlet pressure:	10/20 bar
Outlet pressure:	2/3/4/7/10 bar
Cv:	10.0
Material:	316L



VSR-15 Series

Calibration Gas Regulator

Type:	Single-stage
Inlet pressure:	20/200 bar
Outlet pressure:	2/4 bar
Flow:	0.2-6 LPM
Material:	316L / Chrome plated brass



VSR-31 Series

High Pressure Self-venting Regulator

Type:	Single-stage
Inlet pressure:	100/200/300 bar
Outlet pressure:	2/4/8/10/20 bar
Cv:	0.07
Material:	316L / Chrome plated brass



VSR-7 Series

High Pressure Self-venting Regulator

Type:	Single-stage
Inlet pressure:	40/100/200/300 bar
Outlet pressure:	20/35/50/100/170 bar
Cv:	0.8 / 2.0 (HF optional)
Material:	316L



VSR-8 Series

High Pressure Self-venting Regulator

Type:	Single-stage
Inlet pressure:	400/700 bar
Outlet pressure:	35/50/100/200/300/400 bar
Cv:	0.06
Material:	316L



VSR-36 Series

High Pressure Regulator

Type:	Single-stage
Inlet pressure:	40/100/200/300 bar
Outlet pressure:	20/40/60 bar
Cv:	2.0
Material:	316L / Chrome plated brass



VSR-9 Series

Hydrogen Pressure Regulator

Type:	Single-stage
Inlet pressure:	350/700 bar
Outlet pressure:	8/10/20/30 bar
Cv:	0.5
Material:	316L / Aluminium



VSR-92 Series

Hydrogen Pressure Regulator

Type:	Dual-stage
Inlet pressure:	350/700 bar
Outlet pressure:	2/4/8/10 bar
Material:	Aluminium



VSR-120 Series

Precision Pressure Regulator

Type:	Single-stage
Inlet pressure:	17 bar
Outlet pressure:	0-0.3/0.7/2/4/7 bar
Connection:	Valve body connection
Material:	316L / Aluminium



VSR-121 Series

Precision Pressure Regulator

Type:	Single-stage
Inlet pressure:	17 bar
Outlet pressure:	0-0.3/0.7/2/4/7 bar
Connection:	Valve body connection Bottom connection
Material:	Aluminium



VSR-60 Series

Pilot Operated Pressure Regulator

Type:	Pilot Operated
Inlet pressure:	70/200/300/400 bar
Outlet pressure:	10/25/70/100/175 bar
Cv:	3/4"=1.95 1"=2.07
Material:	316L



VSR-61 Series

Pilot Operated Pressure Regulator

Type:	Pilot Operated
Inlet pressure:	35/70/200/400 bar
Outlet pressure:	3/10/20/25/70/100/175/250 bar
Cv:	7.3
Material:	316L



VSR-51 Series

Back Pressure Regulator

Type:	Single-stage
Backpressure:	Max. 17 bar
Pressure Range:	0~2/4/7/17 bar
Cv:	0.08
Material:	316L / Chrome plated brass



VSR-52 Series

Back Pressure Regulator

Type:	Single-stage
Backpressure:	Max. 50 bar
Pressure Range:	3~10/20/50 bar
Cv:	0.1
Material:	316L / Chrome plated brass



VSR-53 Series

Back Pressure Regulator

Type:	Single-stage
Backpressure:	Max. 300 bar
Pressure Range:	0.35~35/50/100/200/300 bar
Cv:	0.14 / 0.1
Material:	316L



VSR-56 Series

Back Pressure Regulator

Type:	Pilot-operated
Backpressure:	Max. 6 bar
Pressure Range:	0~6 bar
Cv:	1.2 / 8.5
Material:	316L



VSP-1 Series

Pressure Control Panel

Type:	Manual
Inlet pressure:	40/100/200/300 bar
Outlet pressure:	2/4/10/20/35/50 bar
Cv:	0.08
Material:	316L / Chrome plated brass



VSP-1E Series

Pressure Control Panel

Type:	Manual
Inlet pressure:	40/100/200/300 bar
Outlet pressure:	2/4/10/15/20/50/100/200 bar
Cv:	0.07 / 0.15
Material:	316L / Chrome plated brass



VSP-1H Series

Pressure Control Panel

Type:	Manual
Inlet pressure:	40/100/200/300 bar
Outlet pressure:	2/4/10/20/35/50 bar
Cv:	1.0
Material:	316L / Chrome plated brass



VSP-1DE Series

Pressure Control Panel

Type:	Manual
Inlet pressure:	40/100/200/300 bar
Outlet pressure:	2/4/10/20/50/100/200 bar
Cv:	0.07 / 0.15
Material:	316L / Chrome plated brass



VSP-2 Series

Pressure Control Panel

Type:	Semi-automatic
Inlet pressure:	40/100/200/300 bar
Outlet pressure:	2/4/10/20/35/50 bar
Cv:	0.08
Material:	316L / Chrome plated brass



VSP-2E Series

Pressure Control Panel

Type:	Semi-automatic
Inlet pressure:	40/100/200/300 bar
Outlet pressure:	2/4/10/20/50/100/200 bar
Cv:	0.07 / 0.15
Material:	316L / Chrome plated brass



VSP-3AE Series

Pressure Control Panel

Type:	Semi-automatic
Inlet pressure:	40/100/200/300 bar
Outlet pressure:	2/4/10/20/50/100 bar
Cv:	0.07 / 0.15
Material:	316L / Chrome plated brass



VSP-6A Series

Pressure Control Panel


Type:	Semi-automatic
Inlet pressure:	40/100/200/300 bar
Outlet pressure:	2/4/10/20/35/50 bar
Cv:	1.0
Material:	316L / Chrome plated brass



VSP-7 Series

Pressure Control Panel

Type:	Fully automatic
Inlet pressure:	40/100/200/300 bar
Outlet pressure:	2/4/10/20/35/50 bar
Cv:	1.0
Material:	316L / Chrome plated brass



VSP-8AE Series

Pressure Control Panel

Type:	Semi-automatic
Inlet pressure:	40/100/200/300 bar
Outlet pressure:	2/4/10/20/50/100 bar
Cv:	0.07 / 0.15
Material:	316L / Chrome plated brass



VSP-11E Series

Automatic Change Over System

Type:	Semi-automatic
Inlet pressure:	40/100/200/300 bar
Outlet pressure:	2/4/10/20 bar
Cv:	0.07
Material:	316L / Chrome plated brass



VSP-36 Series

Automatic Change Over System

Type:	Semi-automatic
Inlet pressure:	40/100/200/300 bar
Outlet pressure:	20/40/60 bar
Material:	316L / Chrome plated brass



VSP-5A Series

Automatic Change Over System

Type:	Semi-automatic
Inlet pressure:	40/100/200/300 bar
Outlet pressure:	2/4/10/20/35/50 bar
Material:	316L / Chrome plated brass



VSP-9 Series

Automatic Change Over System

Type:	Fully automatic
Inlet pressure:	40/100/200/300 bar
Outlet pressure:	2/4/10/20/35/50 bar
Material:	316L / Chrome plated brass



VSR-1ET Series

Gas Terminal

Type:	Single-stage
Inlet pressure:	40/100 bar
Outlet pressure:	2/4/10/20/50 bar
Cv:	0.18
Material:	316L / Chrome plated brass



VSR-2T Series

Gas Terminal

Type:	Single-stage
Inlet pressure:	40/100 bar
Outlet pressure:	2/4/10/20/35/50 bar
Cv:	0.08 / 0.28
Material:	316L / Chrome plated brass



VSR-1ETG Series

Gas Terminal

Type:	Single-stage
Inlet pressure:	40/100 bar
Outlet pressure:	2/4/10/20/50 bar
Cv:	0.18
Material:	316L / Chrome plated brass



VSR-1ETG-BV Series

Gas Terminal

Type:	Single-stage
Inlet pressure:	40/100 bar
Outlet pressure:	2/4/10/20/50 bar
Cv:	0.18
Material:	316L / Chrome plated brass



VSR-2TG Series

Gas Terminal	
Structure:	Wall-mounting / Single-stage
Inlet pressure:	40/100 bar
Outlet pressure:	2/4/10/20/35/50 bar
Cv:	0.08 / 0.28
Material:	316L / Chrome plated brass



VSR-3T Series

Bench-mounting tapping point	
Structure:	single stage
Inlet pressure:	60 bar
Outlet pressure:	2/4/10/20 bar
Cv:	0.18
Material:	316L / Chrome plated brass



VSR-3TG Series

Wall-mounting tapping point	
Structure:	Single-stage
Inlet pressure P1:	60 bar
Outlet pressure P2:	2/4/10/20 bar
Cv:	0.18
Material:	316L / Chrome plated brass



VSR-4T Series

Panel-mounting tapping point	
Type:	Single-stage
Inlet pressure P1:	60 bar
Outlet pressure P2:	2/4/10/20 bar
Cv:	0.18
Material:	316L / Chrome plated brass




VSR-5T Series

Wall-mounting tapping point	
Type:	Single-stage
Inlet pressure P1:	60 bar
Outlet pressure P2:	2/4/10/20 bar
Cv:	0.18
Material:	Aluminum



VSP-X Series

Extension	
Inlet pressure P1:	Max. 300 bar
Product Features:	Module design, Easy installation Valve Options.
Material:	316L / Chrome plated brass



VSP-U Series

Purge Assemblies	
Type:	Straight purge / Tee purge / Cross purge / Blok & bleed purge
Inlet pressure P1:	Max. 300 bar
Orifice:	Φ2.7mm
Material:	316L / Chrome plated brass



VDV1 Series

Diaphragm Valve	
Inlet pressure P1:	Max. 60 bar
Inlet / Outlet:	1/4" 3/8" NPT
Diaphragm:	Metal-to-metal
Orifice:	Φ4mm
Material:	316L / Chrome plated brass



VDV2 Series

Diaphragm Valve	
Inlet pressure P1:	Max. 60 bar
Inlet / Outlet:	1/4" NPT
Diaphragm:	Metal-to-metal
Orifice:	Φ3.2mm
Material:	316L / Chrome plated brass



VDV8 Series

Diaphragm Valve	
Inlet pressure P1:	Max. 40 bar
Inlet / Outlet:	1/2" 3/8" NPT
Diaphragm:	Metal-to-metal
Orifice:	Φ8mm
Material:	316L / Chrome plated brass



VDV30 Series

Diaphragm Valve	
Inlet pressure P1:	Max. 300 bar (60 bar optional)
Inlet / Outlet:	1/4" NPT
Diaphragm:	Metal-to-metal
Orifice:	Φ2.7mm
Material:	316L / Chrome plated brass



VDV32UA Series

Diaphragm Valve	
Pressure:	Max. 150 psig
Connection:	1/4" 3/8" 1/2" Tube fitting
Cv:	0.3 / 0.65
Material:	316L



VDV33UA Series

Diaphragm Valve	
Pressure:	Max. 3000 psig
Connection:	1/4" 3/8" 1/2" Tube fitting
Cv:	0.27 / 0.5
Material:	316L



VBV1 Series

Ball Valve	
Type:	Straight Pattern / Tee Pattern
Working pressure:	Max. 206 bar
Orifice:	Φ2.4~10.3mm
Seat material:	PTFE
Body material:	316



VBV2 Series

Ball Valve	
Type:	Straight Pattern / Tee Pattern
Working pressure:	86 / 206 bar
Orifice:	Φ2.4~10.3mm
Seat material:	PTFE
Body material:	316



VBV3 Series

Ball Valve	
Type:	Yellow handle / Butterfly handle / Short handle
Working pressure:	86 bar
Orifice:	Φ5mm Φ7mm Φ9mm
Seat material:	PTFE
Body material:	316



VBV4 Series

Ball Valve	
connection:	NPT / Tube fitting / Tube weld / Sanitary fitting
working pressure:	69 bar
End connection:	1/8"~2", 6mm~25mm
Seat material:	PTFE
Body material:	316 / 304



VNV Series

Needle Valve	
Type:	Straight Pattern / Angle Pattern
working pressure:	Max. 345 bar
Cv:	0.09~1.8
Seat material:	PCTFE
Body material:	316



VCVH Series

Check Valve	
Working pressure:	Max. 300 bar
Cracking pressure:	1/3 psig, 1 psig
O-ring:	Viton® standard (EPDM optional)
Material:	316L



VCV1 Series

Check Valve	
Working pressure:	206 bar
Cracking pressure:	1 psig
O-ring:	EPDM standard (Viton® optional)
Material:	316L



VCV2 Series

Check Valve	
Working pressure:	413 bar
Cracking pressure:	1 psig
O-ring:	EPDM standard (Viton® optional)
Material:	316L / Chrome Plated Brass



VSV1 Series

Relief Valve

Set pressure:	1~50 bar
Inlet / Outlet:	1/4"NPT
Seal material:	Viton® standard (Kalrez® optional)
Body material:	316L / Chrome Plated Brass / Brass



VSV2 Series

Proportional Relief Valve

Set pressure:	0.7~400 bar
End connection:	Tube fitting / NPT
Seal material:	Viton® standard
Body material:	316 / 304



VCV-16 Series

Aluminum Cylinder Valve

Inlet pressure P1:	Max. 200 bar
Inlet connection:	1"~14UNF, 3/4"~16UNF
Outlet connection:	5/8"~18UNF
Material:	316L / Chrome Plated Brass



VFB50 Series

Flashback Arrestor

Inlet pressure:	Max. 20 bar
Inlet / Outlet:	1/4"NPT
O-ring:	Viton®
Material:	Chrome Plated Brass



VFB100 Series

Flashback Arrestor

Inlet pressure:	Max. 20 bar
Inlet / Outlet:	1/4"3/8"1/2"3/4"1"NPT / Tube fitting
O-ring:	Viton®
Material:	316L



VFB200 Series

Flashback Arrestor

Inlet pressure:	Max. 20 bar
Inlet / Outlet:	Flange DN25 / Flange DN50
O-ring:	Viton®
Material:	316L / Brass



VF-25 Series

Filter

Pressure:	Max. 206 bar
Filtration precision:	5 µm standard
Inlet / Outlet:	1/2"3/4"1"NPT
Material:	316L



VF Series

Filter

Type:	In-line Type
Pressure:	Max. 206 bar
Filtration precision:	0.2/2/5/10/20 µm
End connection:	Tube fitting / NPT / VFS fitting
Material:	316L / Chrome Plated Brass



VF Series

Filter

Type:	Tee Type
Pressure:	Max. 400 bar
Filtration precision:	2/5/50/80 µm
End connection:	Tube fitting / NPT
Material:	316L / Chrome Plated Brass



VAS100 Series

Alarm System

Product Features:	Visible /Acoustic Alarm Potential-free output RS-485
Gas status:	8/16 Gas status
Working voltage:	110V / 220V (standard)
Material:	Aluminum housing



VAS200 Series

Alarm System

Product Features:	Real Time display Gas Curve Analysis Function
Gas status:	6/8/12/16/20 Gas status
Working voltage:	110V / 220V (optional)
Material:	Aluminum housing



VM-11 Series

Heater

Pressure:	36V / 110V / 220V
working pressure:	Max. 300 bar
Heating:	45~60°C
Power:	190W
Material:	Chrome Plated Brass / 316L



VSW Series

Pressure Switch

Pressure range:	60/100/200/250 bar
Supply voltage:	DC 12V / 24V
Electrical connection:	Mini Hirschmann
Ingress protection:	IP65
Material:	316 / 304



VPT Series

Pressure Transmitter

Pressure range:	60/100/200/400/600 bar
Supply voltage:	DC 12V / 24V
Electrical connection:	Wire / Hirschmann
Ingress protection:	Exd II CT6
Material:	316 / 304



VSC Series

Sampling Cylinder

Type:	single-ended / double-ended
Pressure:	500/1800/5000 psig
Inlet / Outlet:	1/4"1/2"3/8"NPT
Material:	316L / 304



VG / VR Series

Pressure Gauge

Type:	radial direction / axial direction
scale unit:	bar / psig
Inlet connection:	1/4"NPT
Dial diameter:	2"
Accuracy:	±2.5%



VG20SE Series

Contact Gauge

Type:	radial direction / axial direction
scale unit:	bar / psig
Inlet connection:	1/4"NPT (1m line)
Dial diameter:	2"
Accuracy:	±2.5%



VG25SE Series

Contact Gauge

Type:	radial direction / axial direction
scale unit:	bar / psig
Inlet connection:	1/4"NPT (2m line)
Dial diameter:	Φ 63mm
Accuracy:	±2.5%



VWB Series

Single Cylinder Wall Bracket

Material:	ABS / aluminum (option)
Apply:	Single cylinder



VPF / VPS Series

Pigtail


Length:	500mm-5000mm
Pressure:	Max. 300 bar (VPS series)
Orifice:	1/4"1/8"
Material:	316L / polytef



VPG / VPP Series

Pigtail

Type:	Φ67mm ring pipe / Φ240mm ring pipe
Pressure:	Max. 414 bar
Orifice:	1/4"6mm
Material:	Processed by VTUBE series stainless steel BA tube



VTUBE Series

Stainless Steel Pipe

Steel grade:	AP level / BA level / EP level
Standard length:	4 / 6 m
Standard:	Ensure high cleanliness inside steel pipe
Material:	316L / 304



VDF Series

Dielectric Connection

Pressure:	344 bar
Connection:	3/8" Tube fitting
Body:	316L
Insulator:	A-PI
Seal:	PTFE



VQC Series

Quick Connection

Type:	Single-end shutoff, double-end shutoff models
Size:	1/8"~1/2", 6~12mm
Material:	316L



VCC Series

Cylinder Connection

working pressure:	Max. 200 bar
Connection:	CGA / GB / DIN / BSP
Material:	316L / Chrome Plated Brass / Brass



CGA DISS Series

CGA Diss Connection

Type:	Nut, Caps, Gaskets, Nipple, Plugs and Adapters
End connection:	1/4" VFS, 1/4" 1/2" Tube weld, 1/4" NPT
Gasket material:	Nickle / PCTFE



Tube Fitting Series

Tube fitting

Type:	Male Connector / Female Connector / Male Elbow / Female Elbow / Union Elbow / Union Tee / Reducing Tee / Male Run Tee / Female Run Tee / Bulkhead Union / Male Adapter Tube to Pipe / Reducing Union / Weld Adapter Tube to Pipe
-------	--

VIGOUR

VUPS
ULTRA HIGH PURITY
GAS SYSTEM



VHPS
HIGH PURITY
GAS SYSTEM



VIGS
INTEGRATED
GAS SYSTEM



VGDS
GAS DELIVERY
SYSTEM



High-efficiency response



Accurate management and control



Customized service

VIGOUR

We offer solutions regarding your ideas!

VIGOUR

We offer solutions regarding your ideas!

www.vigourco.com

Add: Floor 2, Building 26, Lane 5355, Beisong Road,
Songjiang District, Shanghai China.

Phone: (86) 021-6760 0902

E-mail: info@vigourco.com



Scan the QR code to get the
product electronic catalog!

Follow us for more VIGOUR news!

