


# Pressure Control Panel

## VSP-36 Series

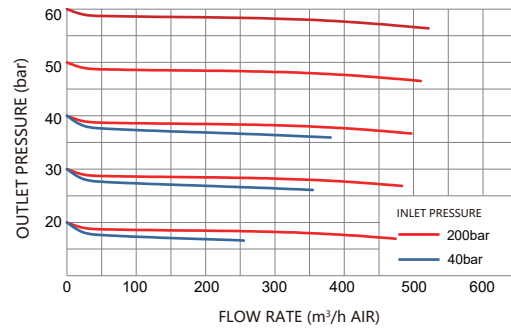
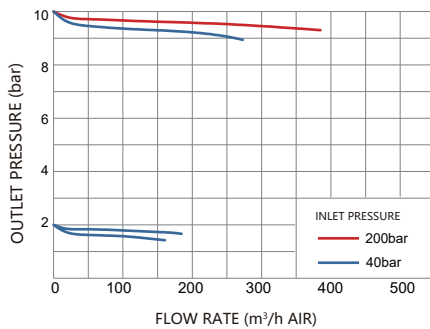
VIGOUR

### Product Features

- Fully automatic pressure control panel
- For non-corrosive technical gases
- Single-stage type with balanced main valve
- Modular design (to be extended to 2X2, 2X3 etc. cylinders / bundles)
- Central filter in the regulator
- Shut-off valves
- Process gas and purge valve on the inlet pressure side
- Suitable for inlet pressure values of up to 300 bar
- Safety pressure gauges
- Adjustable outlet pressure



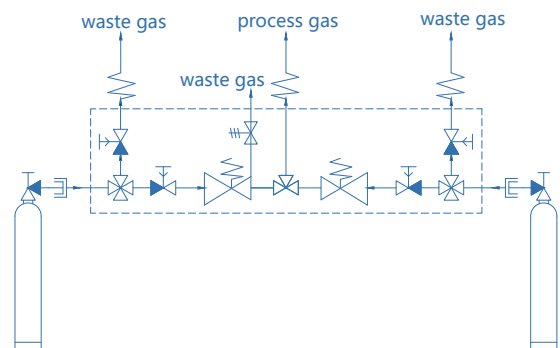
### Flow Chart



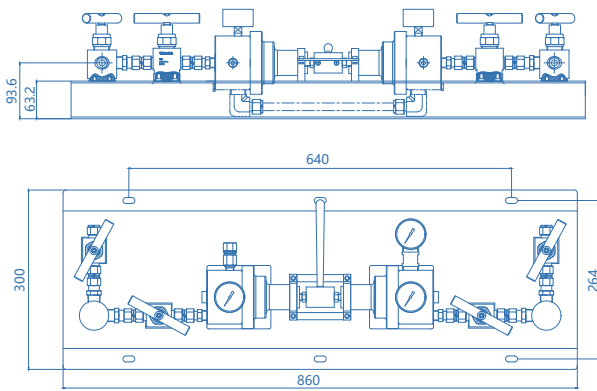
### Technical Data

Type:	single-stage
Inlet pressure P1:	max. 245bar (Brass) / 300bar (316L)
Outlet pressure P2:	20/40/60bar
Materials	
Shut-off valve:	Brass / Chrome plated / 316L
Regulator body:	Brass / Chrome plated / 316L
Regulator valve seat:	PCTFE
Filter:	Stainless steel
Mounting plates:	Stainless steel
O-ring:	Viton®(FKM)
(option)	Kalrez®(FFKM)
Inlet connection:	1/4"NPT(F) (316L) 、 1/2"NPT(F) (Brass)
Outlet connection:	3/4"NPT(20mm Stainless steel tube)
Temperature range:	-30°C to +74°C
Leak rate:	Bubble tight
Weight:	27.5kg (Brass) / 20Kg (316L)

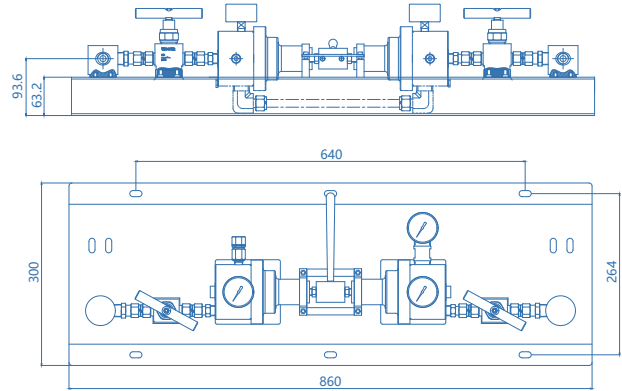
### Schematic Drawing



### Dimensions (mm)



VSP-36S



VSP-36S-V

### Ordering Information

**VSP - 36S - 200 - 20 - P - P - V - N<sub>2</sub>**

#### Body Material

- S: 316L
- B: Brass
- C: Chrome Plated Brass

#### Inlet Pressure P<sub>1</sub>

- 40: 40 bar
- 100: 100 bar
- 200: 200 bar
- 300: 300 bar

#### Outlet Pressure P<sub>2</sub>

- 20: to 20 bar
- 40: to 40 bar
- 60: to 60 bar

#### Type Of Gas

Please specify type of gas

#### Option

None: Includes inlet valve and vent valve

V: Including inlet valve, not including vent valve

#### Outlet Pressure Indication

P: Pressure gauge

K: Contact gauge

#### Inlet Pressure Indication

P: Pressure gauge

K: Contact gauge

