

Pressure Control Panel

VSP-3AE Series

VIGOUR

Product Features

- Semi-automatic pressure control panel
- VSR-1E / VSR-6E Series single-stage regulator
- Brass chrome plated body for inert, reactive, flammable and oxidizing gas and mixtures up to grade 6.0
- Stainless steel 316L body and bonnet for corrosive gases
- Modular design
- Diaphragm type shut-off valves
- Suitable for inlet pressure up to 300 bar
- Easy installation into safety cabinet for gas cylinders



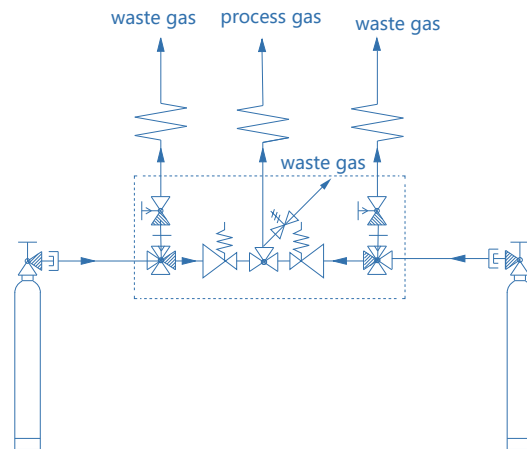
Typical Applications

- Component Testing
- Calibration Systems
- Laboratory Pressure Control
- High Pressure Sampling Systems
- Service & Test Equipment

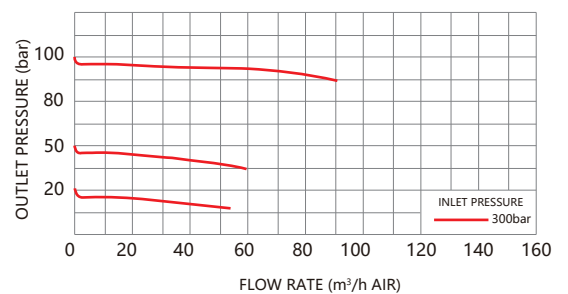
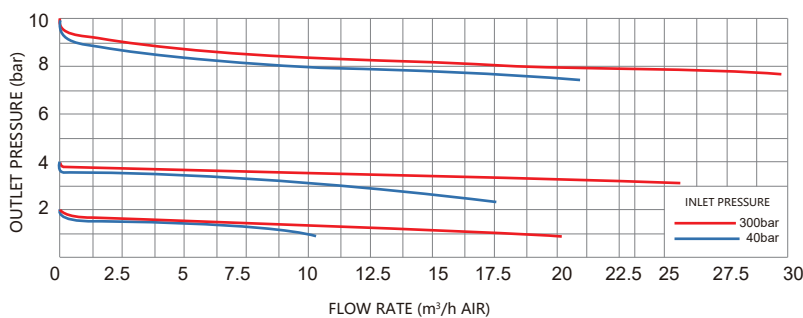
Technical Data

Type:	single-stage
Inlet pressure P1:	max. 300 bar
Outlet pressure P2:	2/4/10/20/50/100 bar
Materials	
Body regulator and valves:	see ordering info
Valve seat (regulator):	PCTFE
(shut-off valve):	PCTFE
Diaphragm (regulator):	Hastelloy® C276
(valve):	Elgiloy®
O-ring:	Viton® (FKM)
(option)	Kalrez® (FFKM)
Filter:	SS 316L
Inlet connection:	1/4"NPT(F)
Outlet connection:	1/4"NPT(F)
Temperature range:	-30°C to +74°C
Leak rate (to atmosphere):	1x10 ⁻⁸ mbar l/s He
(via seat):	1x10 ⁻⁶ mbar l/s He
Flow capacity:	Cv=0.07
Weight:	4.8kg

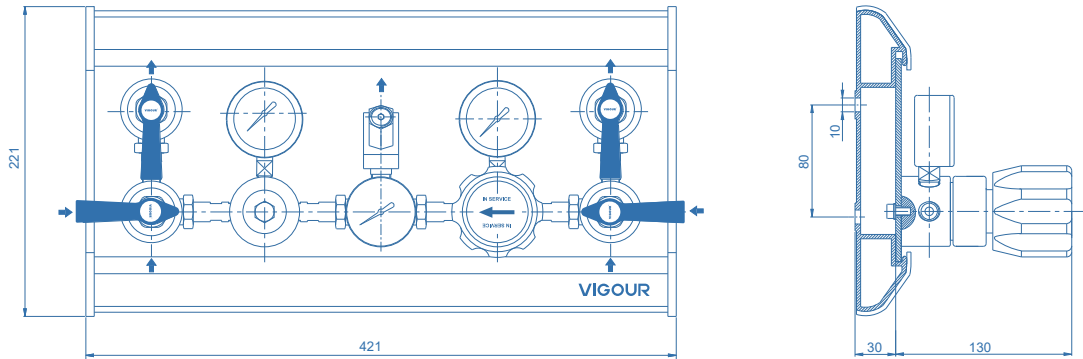
Schematic Drawing



Flow Chart



Dimensions (mm)



Ordering Information

VSP - 3AES - 300 - 10 - P - P - V - N2

Body Material

S: 316L

C: Chrome Plated Brass

Inlet Pressure P₁

40: 40 bar

100: 100 bar

200: 200 bar

300: 300 bar

Outlet Pressure P₂

2: to 2 bar

4: to 4 bar

10: to 10 bar

20: to 20 bar

50: to 50 bar (Non Relief valve)

100: to 100 bar (Non Relief valve)

Type Of Gas

Please specify type of gas

Option

None: Includes inlet valve and vent valve

V: Including inlet valve, not including vent valve

X: Non inlet valve and vent valve

Outlet Pressure Indication

P: Pressure gauge

K: Contact gauge

Inlet Pressure Indication

P: Pressure gauge

K: Contact gauge

