

# Pressure Control Panels

## VSP-6A Series

**VIGOUR**

### Product Features

- Pressure control panel with automatic change-over function
- VSR-3 Series single-stage regulator
- Brass chrome plated body for inert, reactive, flammable and oxidizing gas and mixtures up to grade 6.0
- Stainless steel 316L body and bonnet for corrosive gases
- Modular design
- Diaphragm type shut-off valves
- Suitable for inlet pressure up to 300 bar
- Easy installation into safety cabinet for gas cylinders
- Tested for use with oxygen

### Typical Applications

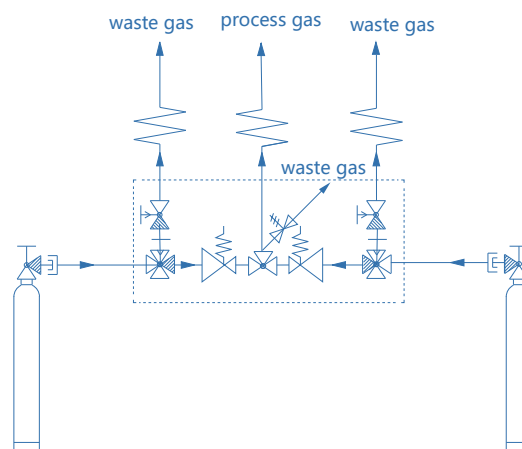
- Component Testing
- Calibration Systems
- Laboratory Pressure Control
- High Pressure Sampling Systems
- Service & Test Equipment

### Technical Data

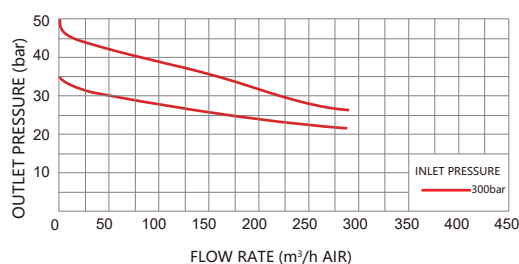
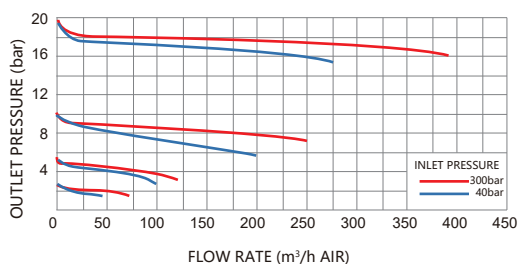
Type:	single-stage
Inlet pressure P1:	max. 300 bar
Outlet pressure P2:	2/4/10/20/35/50 bar
Materials	
Body regulator and valves:	see ordering info
Valve seat (regulator):	PCTFE
(shut-off valve):	PCTFE
Diaphragm (regulator):	Hastelloy® C276
(valve):	Elgiloy®
O-ring:	Viton® (FKM)
(option)	Kalrez® (FFKM)
Filter:	SS 316L
Inlet connection:	1/4"NPT(F)
Outlet connection:	1/2"NPT(F)
Temperature range:	-30°C to +74°C
Leak rate (to atmosphere):	1x10 <sup>-8</sup> mbar l/s He
(via seat):	1x10 <sup>-6</sup> mbar l/s He
Weight:	6.8kg



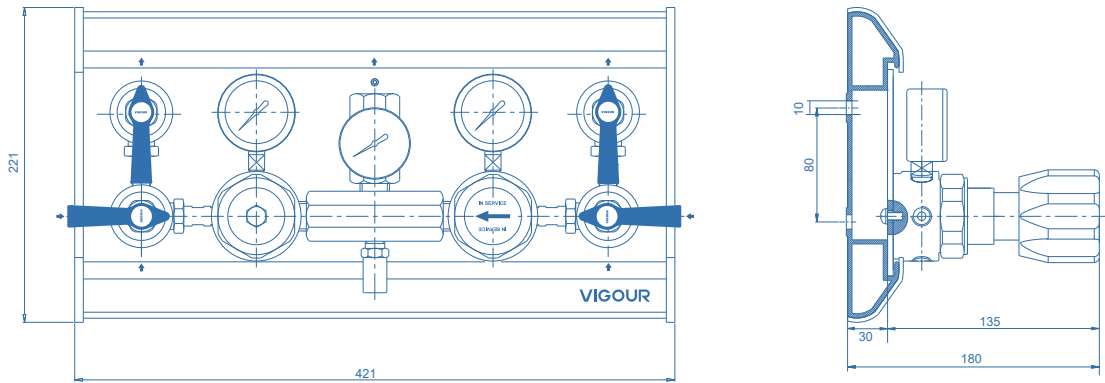
### Schematic Drawing



### Flow Chart



### Dimensions (mm)



### Ordering Information

**VSP - 6AS - 300 - 10 - P - P - V - N<sub>2</sub>**

#### Body Material

- S: 316L
- C: Chrome Plated Brass

#### Inlet Pressure P<sub>1</sub>

- 40: 40 bar
- 100: 100 bar
- 200: 200 bar
- 300: 300 bar

#### Outlet Pressure P<sub>2</sub>

- 2: to 2 bar
- 4: to 4 bar
- 10: to 10 bar
- 20: to 20 bar
- 35: to 35 bar (Non Relief valve)
- 50: to 50 bar (Non Relief valve)

#### Type Of Gas

Please specify type of gas

#### Option

- None: Includes inlet valve and purge valve
- V: Including inlet valve, not including purge valve
- X: Non inlet valve and purge valve

#### Outlet Pressure Indication

- P: Pressure gauge
- K: Contact gauge

#### Inlet Pressure Indication

- P: Pressure gauge
- K: Contact gauge

