

### Product Features

- Bi-directional flow (fully opened or fully closed)
- Directional handle indicating on-off position
- Low operating torque
- Encapsulated seat
- Single piece ball stem to eliminate backlash
- One piece body to eliminate multiple seal points.
- Unique, top-loaded capsule packing allows reliable switching
- Tested to use with oxygen



Yellow handle



Butterfly handle



Short handle

### Typical Applications

- Component Testing
- Calibration Systems
- Laboratory Pressure Control
- High Pressure Sampling Systems
- Service & Test Equipment

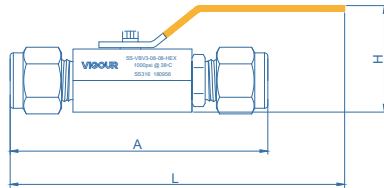
### Technical Data

Type:	Yellow handle / Butterfly handle / Short handle	
Pressure:	1000 psig @ 38°C	
Material		
Body:	316	
Seat:	PTFE	
Orifice:	6mm/1/4"Tube fitting, 1/4NPT	Φ5mm
	10mm/3/8"Tube fitting	Φ7 mm
	12mm/1/2"Tube fitting, 1/2NPT	Φ9 mm
Weight:	6mm/1/4"Tube fitting, 1/4NPT	0.13 kg (Yellow handle and Butterfly handle), 0.1 kg (Short handle)
	10mm/3/8"	0.22 kg (Yellow handle and Butterfly handle), 0.16 kg (Short handle)
	12mm/1/2"Tube fitting, 1/2NPT	0.35 kg (Yellow handle and Butterfly handle), 0.26 kg (Short handle)
Temperature range:	-42°C to +204°C	
Leak rate:	0.1 std cc/min	



### Dimensions (mm)

Yellow handle

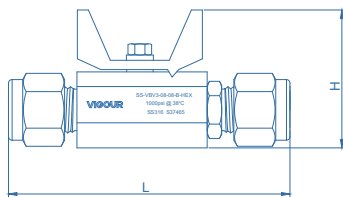


Yellow handle

Table of dimension parameters

End Connections	Dimensions (mm)			
	in.	A	L	H
1/4" Tube Fitting		80	96.5	38.5
3/8" Tube Fitting		90	122.5	48.5
1/2" Tube Fitting		100	128	52.5
3/4" Tube Fitting		107	152.5	58.2
1" Tube Fitting		132	165	63.2

Butterfly handle

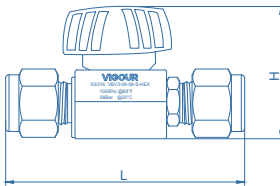


Butterfly handle

Table of dimension parameters

End Connections	Dimensions (mm)		
	in.	L	H
1/4" Tube Fitting		80	33
3/8" Tube Fitting		90	41.5
1/2" Tube Fitting		100	49
3/4" Tube Fitting		107	52.4
1" Tube Fitting		132	61.4

Short handle



Short handle

Table of dimension parameters

End Connections	Dimensions (mm)		
	in.	L	H
1/4" Tube Fitting		70.5	41
3/8" Tube Fitting		77.6	45.2
1/2" Tube Fitting		90.6	53.7
3/4" Tube Fitting		107.3	62.9

### Ordering Information

**SS - VBV3 - 06 - 06 - B - HEX**

**Body Material**

SS: 316

**Inlets / Outlets**

- 04: 1/4" Tube fitting
- 06: 3/8" Tube fitting
- 08: 1/2" Tube fitting
- 12: 3/4" Tube fitting
- 16: 1" Tube fitting (only for butterfly and yellow handle type)
- 6M: 6mm Tube fitting
- 10M: 10mm Tube fitting
- 12M: 12mm Tube fitting
- F4: 1/4"NPT(F)
- F8: 1/2"NPT(F)
- F12: 3/4"NPT(M) (only for butterfly and yellow handle type)
- F16: 1"NPT(M) (only for butterfly and yellow handle type)

**Handle Option**

- None: Yellow handle
- B: Butterfly handle
- S: Short handle

